

NBAD Sukuk Income Fund

USD Distributing - December 2019

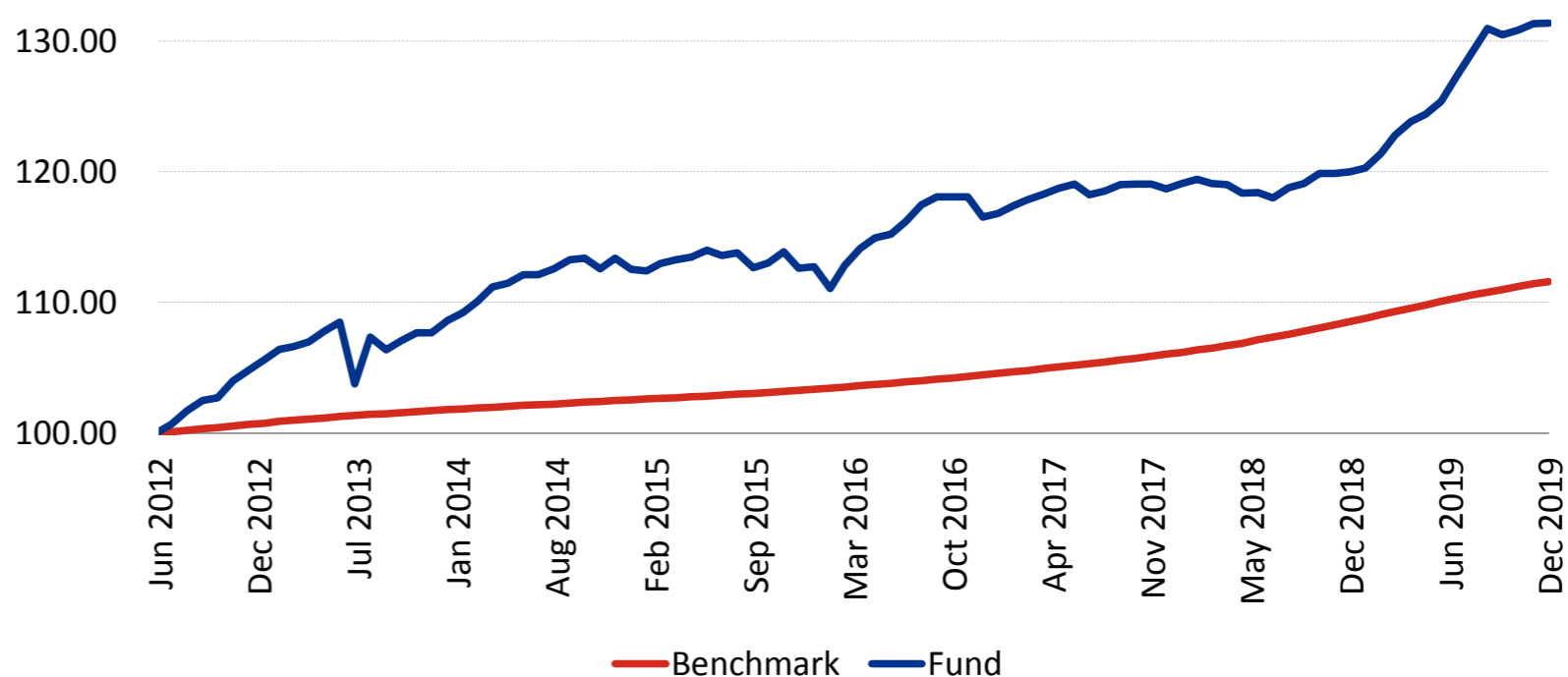
Key Facts

Domicile	UAE
Inception Date	06 June 2012
Fund Size (mn)	26.64
Base Currency	USD
NAV	4.6089
NAV Date	25 December 2019
Benchmark	Emirates Interbank Offer Rate 3-Month
Minimum Investment	USD 500
Subsequent Investment	USD 250
Dealing Frequency	Weekly - Wednesday
Dividend Frequency	Semi-Annual
Bloomberg Ticker	NBADSIF UH EQUITY
ISIN	AEN000130023
Subscription Fee	0 to 2%
Management Fee	1.00%
Fund Manager	First Abu Dhabi Bank PJSC - Investment Management
Custodian	Deutsche Bank Securities and Services
Administrator	Apex Fund Services Ltd

Investment Objective

The Fund aims to provide attractive levels of income with some prospect of capital gains over the medium term through actively investing in a mix of corporate and sovereign Sukuk and other Islamic money market instruments, including but not limited to the following Islamic instruments: money market instruments, certificates of deposits, collateralised murabaha, convertible Sukuk, Murabaha deposits, Ijarah and investments in other Islamic collective investment schemes (investment funds) with objectives that the Investment Manager believes are appropriate in light of the Fund's objectives.

Performance



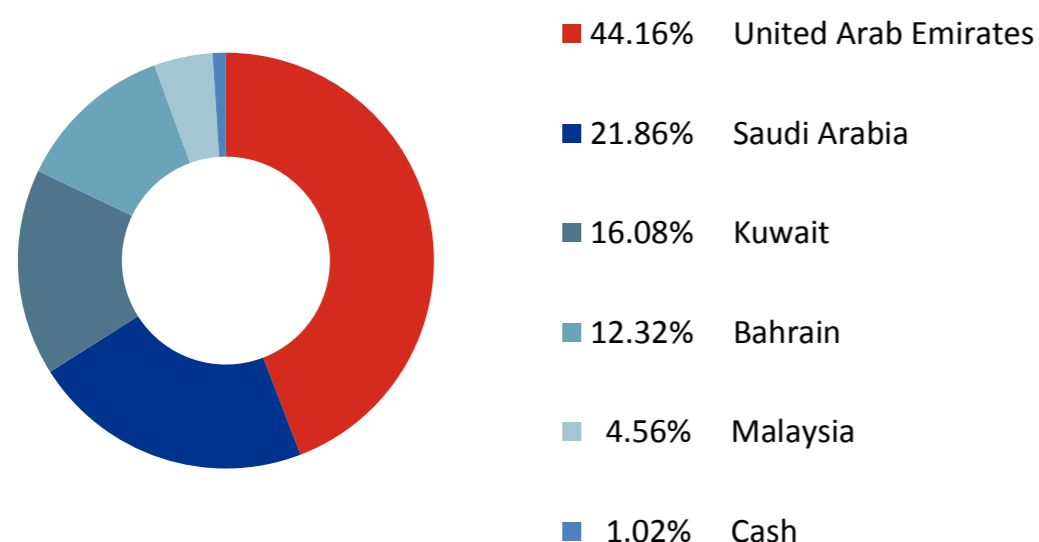
	1 Month	3 Months	6 Months	1 Year	3 Years	5 Years	SI
Fund	0.03%	0.67%	3.19%	9.20%	3.99%	3.14%	3.67%
Benchmark	0.16%	0.55%	1.18%	2.61%	2.20%	1.71%	1.46%

3 Years, 5 Years and Since Inception (SI) performance is annualized. Dividend payout is included in the return of the fund.

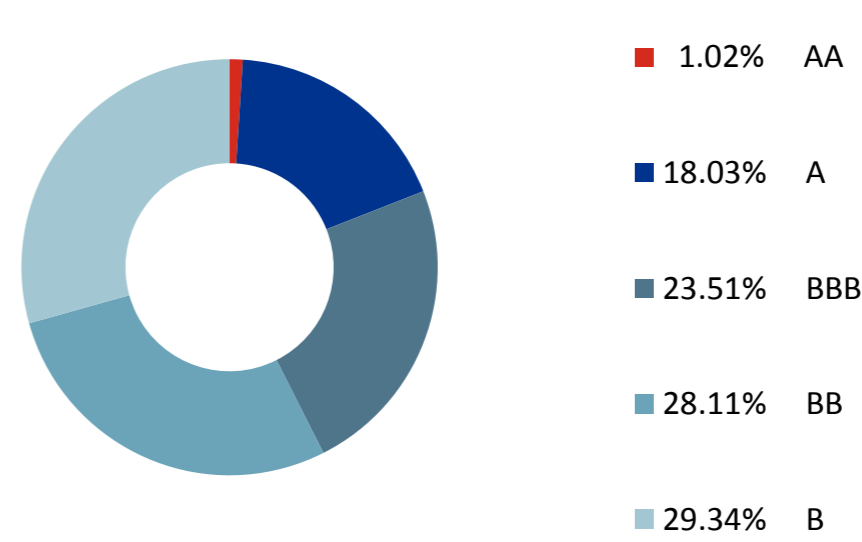
	YTD	2018	2017	2016	2015	2014
Fund	9.20%	1.01%	1.96%	3.60%	0.18%	3.60%
Benchmark	2.61%	2.45%	1.53%	1.17%	0.79%	0.75%

Fund and Benchmark performance is calculated Since Inception (SI) of the Fund. Fund performance is net of fees.

Country Allocation



Credit Rating Allocation



NBAD Sukuk Income Fund - December 2019

Grow
Stronger

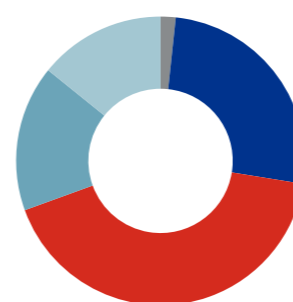
بنك أبوظبي الأول
FAB
First Abu Dhabi Bank

Key Statistics

Fund Volatility ¹	1.45%
Benchmark Volatility ¹	0.07%
Sharpe Ratio ¹	4.66
Average YTM	4.57%
Duration	4.23
Average Credit Rating	BB+

¹ Rolling 1 Year data

Duration



1.69%	0 - 1 yrs
25.86%	1 - 3 yrs
41.9%	3 - 5 yrs
16.36%	5 - 7 yrs
14.19%	7 - 10 yrs

Historical Dividend Yield

Date	Dividend
05 December 2012	1.76%
04 June 2013	1.98%
04 December 2013	2.68%
04 June 2014	2.87%
03 December 2014	2.33%
03 June 2015	2.22%
25 November 2015	2.00%
15 June 2016	2.57%
21 December 2016	2.00%
12 July 2017	2.22%
13 December 2017	1.95%
27 June 2018	2.85%
19 December 2018	2.39%
26 June 2019	2.62%
18 December 2019	2.55%

Top Holdings

KINGDOM OF BAHRAIN MINISTRY OF 4.5 3/30/2027	6.71%
AHLI UNITED BANK KSCP/KUWAIT 5.5 PERPETUAL	5.81%
INVESTMENT CORP OF DUBAI 5 2/1/2027	5.71%
DAR AL ARKAN REAL ESTATE DEVEL 6.875 3/21/2023	5.63%
WARBA BANK KSCP 6.5 PERPETUAL	5.61%

For More Information

Please call us at +971 2 692 0609

or email us at fundmanagement@bankfab.com

Website: www.bankfab.com

Disclaimer

The Fund is a collective investment fund authorized by the Securities & Commodities Authority of the UAE. This report is provided for information purposes only. The report is based on available information and is deemed reliable, but no assurance is given as to its accuracy, or completeness. First Abu Dhabi Bank PJSC is not accountable for any decision based on the contents of this report. Neither the information, nor the opinions contained herein are to be construed as an offer to buy and/or sell securities mentioned above. Past performance is no indication of current or future performance, and it does include the commissions and costs incurred on the issue and redemption of shares. First Abu Dhabi Bank PJSC is licensed by the Central Bank of the UAE.